

CEILING SPOT LIGHT

TONIC



Ø54mm
15W



Ø79mm
25W



Ø90mm
35W



Ø82mm
24W/28W



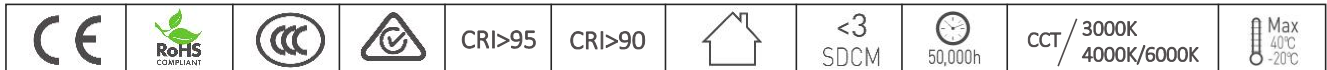
Ø95mm
32W/36W



Ø120mm
41W/48W

Name: TONIC C1

Ceiling Spot Light

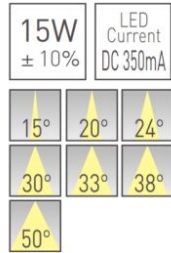


R1046R-01-C *Non-Dimmable*

R1046R-02-C *Triac Dimmable*

Global Lens Optic

CREE LED CMB Series **bridgelux** V Series



Flux: 1600lm
CCT: 3000K
CRI: >90

R1024R-01-C *Non-Dimmable*

35W ± 10%	LED Current DC 850mA	
15°	24°	38°

Flux: 3700lm
CCT: 3000K
CRI: >90

R1024R-02-C *Triac Dimmable*

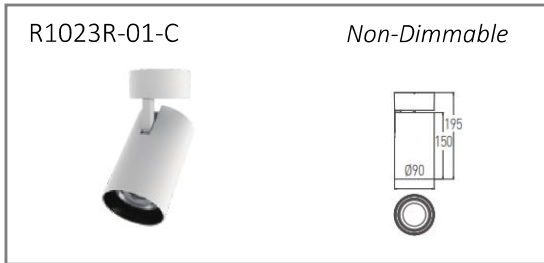
25W ± 10%	LED Current DC 600mA	
15°	24°	38°

Flux: 2600lm
CCT: 3000K
CRI: >90

Finish  Black  White

Name: TONIC C1

Ceiling Spot Light



Global Lens Optic

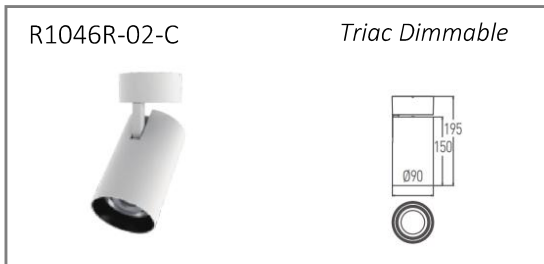
CREE LED CMB Series *bridgelux*. V Series



40W
± 10% LED Current
DC 1000mA

15° 24° 38°

Flux: 4200lm
CCT: 3000K
CRI: >90



35W
± 10% LED Current
DC 850mA

15° 24° 38°

Flux: 3700lm
CCT: 3000K
CRI: >90

Finish  Black  White

Name: TONIC C1

Ceiling Spot Light



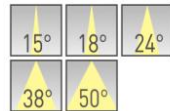
1. Lens + Reflector



CREE LED CMB Series **bridgelux** V Series

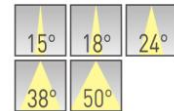
PHILIPS

24W
± 10%
LED Current
DC 600mA



Flux: 2300lm
CCT: 3000K
CRI: >90

28W
± 10%
LED Current
DC 700mA



Flux: 2650lm
CCT: 3000K
CRI: >90

2. Global Lens Optics



CREE LED CMB Series **bridgelux** V Series

PHILIPS

24W
± 10%
LED Current
DC 600mA






Flux: 2400lm
CCT: 3000K
CRI: >90

28W
± 10%
LED Current
DC 700mA



Flux: 2800lm
CCT: 3000K
CRI: >90

Finish  Black  White
 Black + White

Accessories (Ø65):



Name: TONIC C1

Ceiling Spot Light

				CRI>95	CRI>90		<3 SDCM	50,000h	CCT/ 2700K/300K 4000K/5000K	Max 40°C -20°C
--	--	--	--	--------	--------	--	---------	---------	--------------------------------	-------------------



1. Lens + Reflector

CREE LED CMB Series **bridgelux** V Series

PHILIPS

32W ± 10%	LED Current DC 800mA	
12°	15°	24°
38°	50°	

Flux: 2700lm
CCT: 3000K
CRI: >90


36W ± 10%	LED Current DC 900mA	
15°	24°	38°
50°		

Flux: 3050lm
CCT: 3000K
CRI: >90



1. Lens + Reflector

2. Global Lens Optics



CREE LED CMB Series **bridgelux** V Series

PHILIPS

32W ± 10%	LED Current DC 800mA	
12°	15°	24°
38°	50°	

Flux: 3200lm
CCT: 3000K
CRI: >90

36W ± 10%	LED Current DC 900mA	
15°	18°	24°
38°	50°	

Flux: 3600lm
CCT: 3000K
CRI: >90

Finish Black White

Black + White

Accessories (Ø85):



Honeycomb Snoot Beam elongator Beam soft lens

Name: TONIC C1

Ceiling Spot Light

				CRI>95	CRI>90		<3 SDCM	50,000h	CCT/ 2700K/300K 4000K/5000K	Max 40°C -20°C
--	--	--	--	--------	--------	--	---------	---------	--------------------------------	-------------------

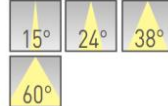


Reflector



CREE LED CMB Series

41W
± 10% LED Current
DC 1050mA



Flux: 3500lm
CCT: 3000K
CRI: >90

Finish Black White
 Black + White

Accessories (Ø85):



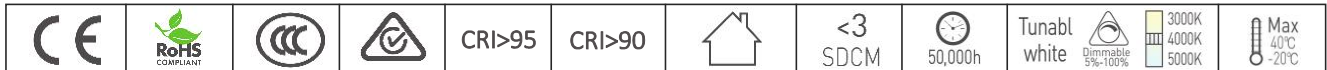
Honeycomb

Snoot

Beam soft lens

Name: TONIC C1

Ceiling Spot Light



Global Lens Optic

CREE LED CMB Series **bridgelux** V Series



15W
± 10%

LED Current
DC 350mA

15° 24° 38°

Flux: 1100lm
CCT: 3000K
CRI: >90



25W
± 10%

LED Current
DC 600mA

15° 24° 38°

Flux: 2000lm
CCT: 3000K
CRI: >90



35W
± 10%

LED Current
DC 850mA

15° 24° 38°

Flux: 2800lm
CCT: 3000K
CRI: >90

Finish



Black



White